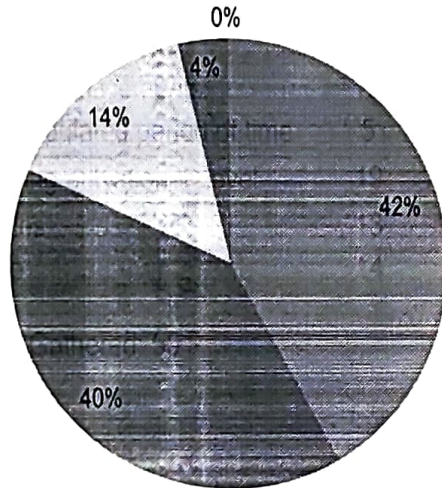


**Institutional Performance****Academic Year: 2021-2022**

S No	Question	Strongly Agree (5)	Agree (4)	Neutral (3)	Disagree (2)	Strongly Disagree (1)
1	Rate of Quality of admissions at entry level	23	22	8	2	0
2	Rate of Quality of Faculty Members	16	30	7	1	1
3	Infrastructure	22	24	5	3	1
4	Quantity & Quality of Placements	15	27	10	3	0
5	Success Rate in stipulated period of time	5	30	15	4	1
6	Institutional Ranking at National Level	19	14	9	3	10
7	Research Activities	13	19	18	3	2
8	Students Welfare	14	22	13	3	2


Total Number of Samples Gathered: 55

**Rate of Quality of Admissions at Entry Level**

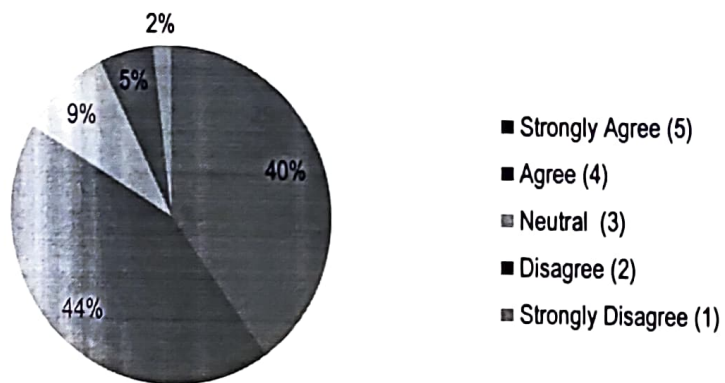
- Strongly Agree (5)
- Agree (4)
- Neutral (3)
- Disagree (2)
- Strongly Disagree (1)

**Dr. J. Raja Murugadoss**  
Director  
N.S. Raju Institute of Technology (A)  
Sontyam, Visakhapatnam-531173

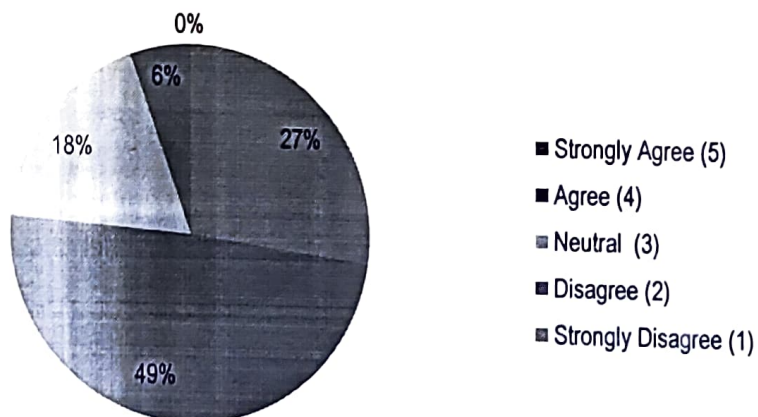
## Rate of Quality of Faculty Members



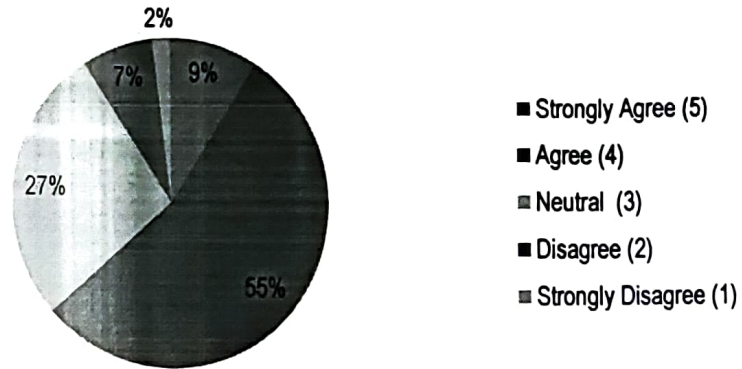
## Infrastructure




## Quantity & Quality of Placements



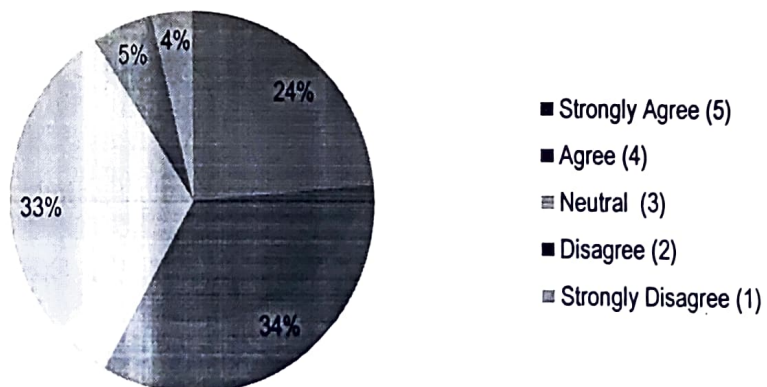
### Success Rate in Stipulated Period of Time



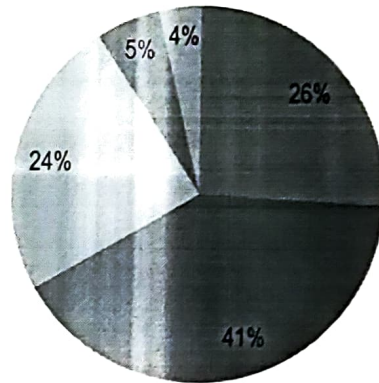
### Institutional Ranking at National Level



### Research Activities



## Students Welfare



- Strongly Agree (5)
- Agree (4)
- Neutral (3)
- Disagree (2)
- Strongly Disagree (1)

4/4

END.

**Dr. J. Raja Murugadoss**  
Director  
N.S. Raju Institute of Technology (A)  
Sontyanti, Visakhapatnam-531173